



# HEALTH AND WELLBEING SCRUTINY COMMITTEE

5<sup>th</sup> July 2023

Tuesday, 11th July, 2023, 6.00 pm in Town Hall, Market Street, Tamworth

## SUPPLEMENT – ADDITIONAL DOCUMENTS

Further to the Agenda and Papers for the above meeting, previously circulated, please find attached the following further information, which was not available when the agenda was issued:

### Agenda No. Item

- 9                    **Homelessness Hub** (Pages 3 - 16)  
                          *(Update on the Homelessness Hub)*

Yours faithfully

A handwritten signature in black ink, consisting of stylized initials and a long horizontal stroke.

**Chief Executive**

---

To Councillors: C Bain, R Claymore, T Clements, D Cook, S Daniels, C Dean, J Jones,  
D Maycock, J Oates and County Councillor T Jay.

This page is intentionally left blank

# Housing Solutions Homeless Hub 11/7/2023

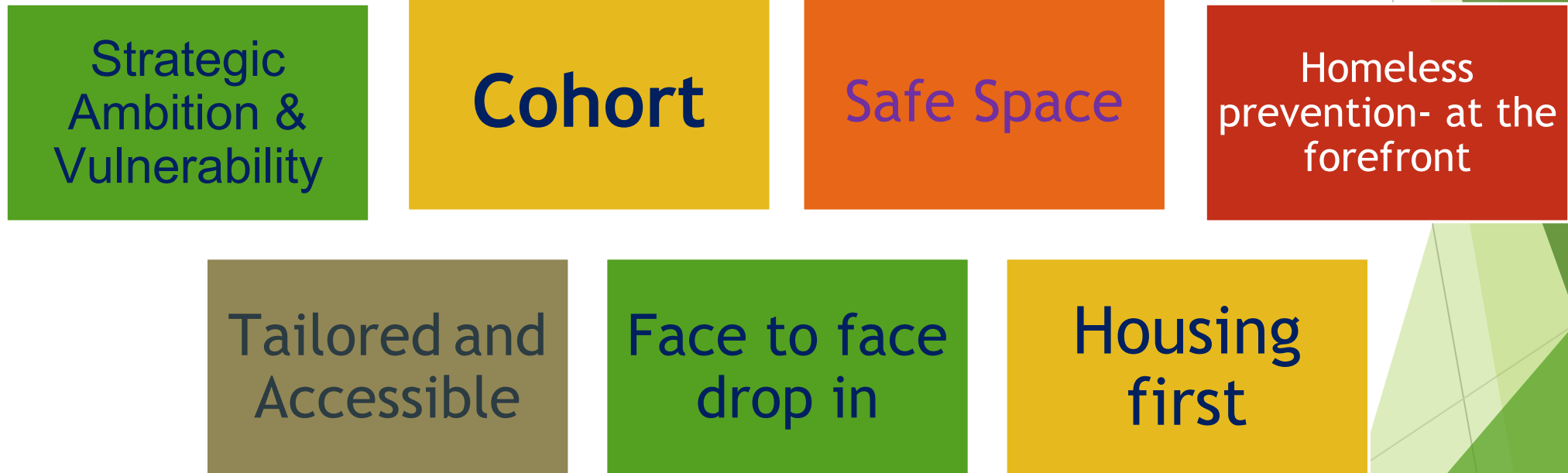
Health and Wellbeing Scrutiny Committee

Tina Mustafa and Sarah Finnegan

AD Neighbourhoods and Head of Homelessness and Housing Solutions

# Homelessness Hub - Scope Agreed with Chair and Portfolio Holder

Page 4



# TBC's Corporate Vision

## ► Corporate Priorities

► Homelessness and Rough sleeping  
Linked to two key corporate priorities, ***Infrastructure and living in Tamworth.*** Building resilient communities is integral to ensuring our most **vulnerable** members of the community are supported and signposted to sustainable housing solutions.

[CORPORATE PLAN 2022-2025 | Tamworth Borough Council](#)

# Homelessness and Rough Sleeping Strategy 2020-2025



This Photo by Unknown Author is licensed under [CC BY](#)

- ▶ **Priority 1: Prevent and have Early Intervention of Homelessness Through working with partners and Stakeholders**
- ▶ **Priority 2: Develop Rapid Pathways for Rough Sleepers**
- ▶ **Priority 3: Improve the supply of and access to Affordable and Supported Housing**
- ▶ **Priority 4: Offering a High Quality and innovative Service to homeless household and those threatened with homelessness.**
- ▶ **Priority 5: Improve health and Wellbeing aspirations.**



# H-CLIC Performance Dashboard

This dashboard is intended to provide a high level summary of homelessness figures for each local authority in England. It shows performance across a handful of key measures, allowing for comparison between authorities. The dashboard includes a RAG rating to give an indication of the quality of data provided by the local authority.

1) Please select a local authority

Tamworth

LA Region

West Midlands

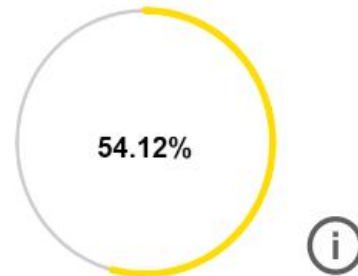
Quality of data submission  
RAG rating

This data relates to:  
**October to December 2022**

Households assessed as owed a prevention or relief duty (per 000s)



Percentage of those owed a duty being accepted at the prevention stage



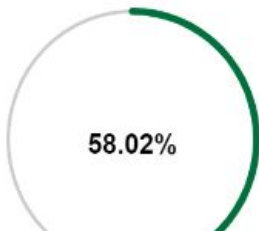
Households with children in TA per (000)



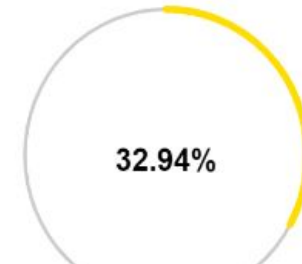
This LA doesn't have any households with children in B&B over 6 weeks

This LA doesn't have any 16-17 year olds in B&B

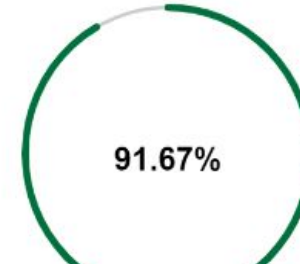
Percentage of prevention and relief duties owed that ended in accommodation secured



Percentage of duties owed that were prevented

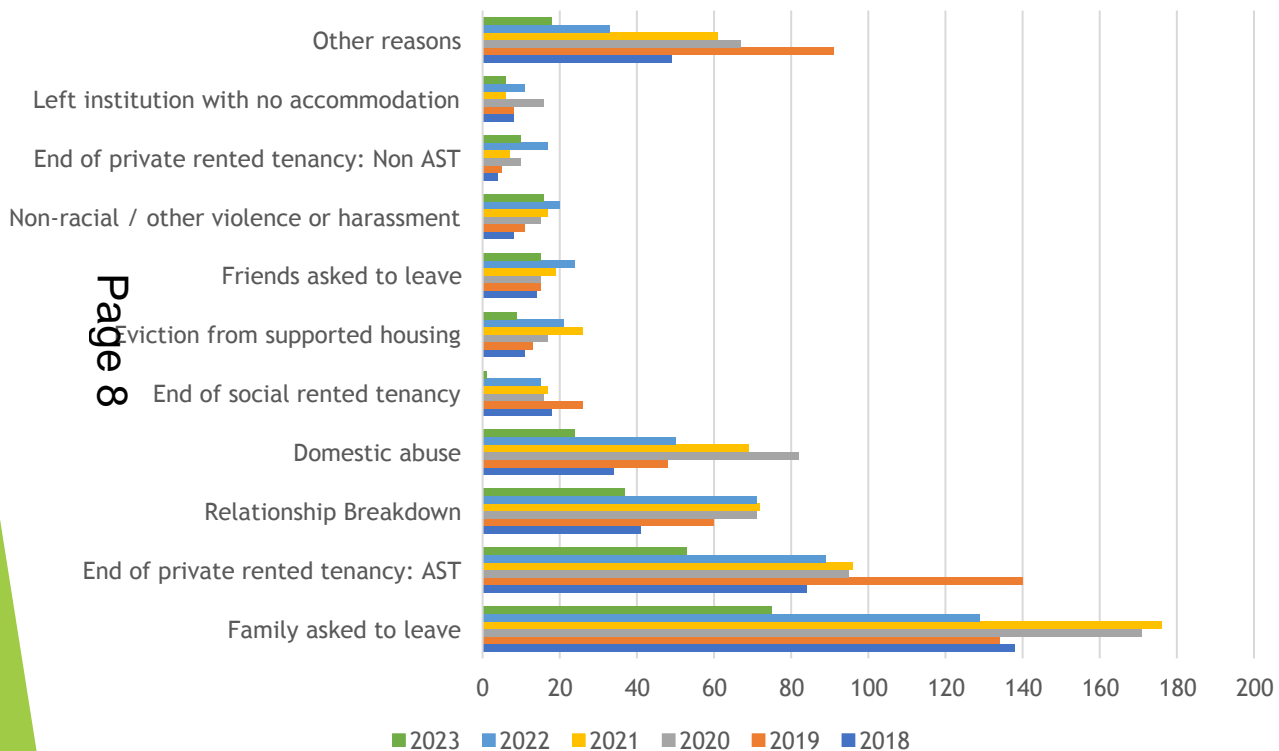


Percentage of main duties that ended in accommodation secured



# Reasons for Approach to Tamworth BC

Top 10 Reason for Approach



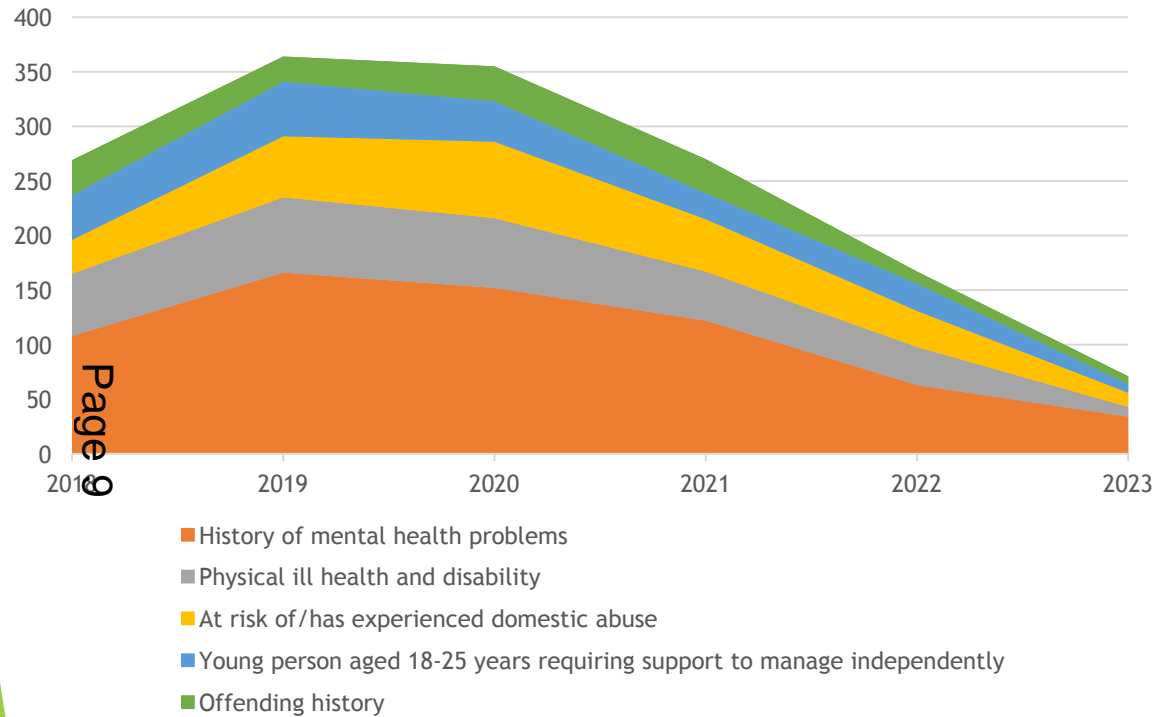
Reasons For Approach	2018	2019	2020	2021	2022	2023	total
Family asked to leave	138	134	171	176	129	75	728
End of private rented tenancy: AST	84	140	95	96	89	53	495
Relationship Breakdown	41	60	71	72	71	37	303
Domestic abuse	34	48	82	69	50	24	279
End of social rented tenancy	18	26	16	17	15	1	90
Eviction from supported housing	11	13	17	26	21	9	85
Friends asked to leave	14	15	15	19	24	15	84
Non-racial / other violence or harassment	8	11	15	17	20	16	64
End of private rented tenancy: Non AST	4	5	10	7	17	10	39
Left institution with no accommodation	8	8	16	6	11	6	38
Other reasons	49	91	67	61	33	18	319

N.B- Data is taken from 1<sup>st</sup> April 2018 upon commencement of HRA to 2<sup>nd</sup> July 2023 so 2018 and 2023 are part years



# Top 5 Support Needs- Overview

Top 5 Support Needs



Support need	2018	2019	2020	2021	2022	2023	Total
History of mental health problems	108	166	152	122	63	34	1496
Physical ill health and disability	57	69	64	45	35	9	
At risk of/has experienced domestic abuse	31	56	70	48	33	13	
Young person aged 18-25 years requiring support to manage independently	41	50	37	24	25	8	
Offending history	32	23	32	31	11	7	

All support needs total:

2018	2019	2020	2021	2022	2023	Total
439	542	532	443	260	103	2157

N.B- Data is taken from 1<sup>st</sup> April 2018 upon commencement of HRA to 2<sup>nd</sup> July 2023 so 2018 and 2023 are part years

# Story so far.....

Health and Wellbeing Scrutiny  
November 2022

In Feb 2023 updated Health & Wellbeing Scrutiny on Homeless hub proposals

Agreed at Cabinet  
16/3/23 Homelessness Hub Principles agreed using Homeless Prevention Grant Funding (£60-80K per annum)



Page 10

This Photo by Unknown Author is licensed under [CC BY-SA](https://creativecommons.org/licenses/by-sa/4.0/)



# Service Outcomes Required

Outcomes	Outputs/Activities
<p><b>Outcome 1: People/families homeless or threatened with homelessness, or those already assisted by the local authority in Bed and Breakfast or Temporary (self-contained) accommodation</b></p>	<ul style="list-style-type: none"> <li>• Face to face weekly outreach surgeries with TBC staff</li> <li>• Collaborative voluntary sector offer encouraged</li> <li>• Family drop- in surgeries</li> <li>• Advocacy support</li> <li>• Signposting to others e.g TAC</li> </ul>
<p><b>Outcome 2: Maintain Financial Wellbeing/Single/Families requiring assistance to sustain tenancies in temporary accommodation or B&amp;B</b></p>	<ul style="list-style-type: none"> <li>• Signposting to others e.g TAC/DWP</li> <li>• Assistance with Rent payments, mortgage rescue and DHP's</li> <li>• Utilities sign posting for switching to avoid fuel poverty</li> </ul>
<p><b>Outcome 3: Users have improved mental/ physical health and links to health and housing.</b></p>	<ul style="list-style-type: none"> <li>• Referrals to Human Kind/ drug and alcohol services</li> <li>• Access to nurse or GP/ counsellor/ GP registration</li> <li>• Physical support including food parcels, food bank,</li> <li>• Referrals and support to Better way recovery for peer-to-peer support for addiction and recovery</li> <li>• Basic furnishings support in p'ship with No 8 charity</li> <li>• New Era referrals for domestic abuse and support to pathways</li> <li>• Improve emotional wellbeing/ Medical needs identified and support provided.</li> </ul>
<p><b>Outcome 4: Users have increased learning and improvements in life skills, employment and training opportunities.</b></p>	<ul style="list-style-type: none"> <li>• Employability sessions/workshops</li> <li>• Links to Apprenticeships and opportunities</li> <li>• Link to local businesses/ CV development and practice interview sessions</li> <li>• Life skills programmes/volunteering</li> <li>• Promoting health eating, living, exercise regimes</li> </ul>
<p><b>Outcome 5: Service users have increased levels of positive social interactions and reduced levels of isolation.</b></p>	<ul style="list-style-type: none"> <li>• Referrals to community organisations</li> <li>• Leisure activities/Provision of information packs and group sessions</li> <li>• Reducing social isolation</li> </ul>

# Performance Monitoring

How level of activities are measured (output indicators)

1. Number of individuals and families supported, and referrals made and to where in the reporting period.
2. Number of advice sessions/ Number of outreach/satellite sessions
3. Number of attendees at the sessions
4. Number of users accessing one-to-one support
5. Number of users being assisted in B&B and TA
6. Number of users with Benefits/ UC issues checks.
7. Number of users referred to TAC
8. Number of people accessing group activities/sessions

How the change in the service user is demonstrated (outcome indicators)

1. Number of people/families reporting increased knowledge of housing options available to them
2. Number of people reconnected to appropriate services.
3. Number of users regularly attending appointments/programmes
4. Number of tenancies sustained through interventions/mediation/benefit advice
5. Number of families/singles able to resolve housing debt problems
6. Number of people gaining employment (including voluntary employment) and training placements
7. Number of people reported improved confidence/motivation

# Timetable

What's  
Next?

w/c 10 <sup>th</sup> July 2023	ITT posted on in-tend e procurement system & Contracts Finder
Friday 4 <sup>th</sup> August 2023	Tender submission deadline
w/c 7 <sup>th</sup> August 2023	Evaluation of bids/Clarifications
w/c 8 <sup>th</sup> September 2023	Contract Award notices posted on in-tend
w/c 11 <sup>th</sup> September 2023	Meetings with successful Tenderer
w/c 11 <sup>th</sup> September 2023	Contract Signature(s)
18 <sup>th</sup> September 2023	Service commencement



Thank you  
for  
listening....

This page is intentionally left blank